

# TT Boshhoek 2024




## Overall Uitslagen



	Plts	Naam	Club	Cat	Pl.Ca	5km	#	2.5km	#	km/u	Tijd
<b>Koppel</b>											
1	4.	Stan - Cas Van Loven - Van den Berg		KPL	1 *	07:10.8	6	03:18.9	4	42.8	10:29.7
2	6.	Wiebe - Jan Snijders - Van den Eynde		KPL	2 *	07:10.9	7	03:21.1	6	42.7	10:32.0
3	7.	Emiel - Jan Thijs - Van Roosbroeck		KPL	3 *	07:09.0	5	03:23.9	11	42.6	10:32.9
	10.	Jan - Tom Van Roey - Leflot		KPL	4	07:15.2	8	03:25.5	14	42.1	10:40.7
	14.	Pieter - Toon Fillet - Claessens		KPL	5	07:29.3	14	03:27.3	15	41.1	10:56.6
	15.	Gerrit - Thomas Geefs - Van Kerkhoven		KPL	6	07:32.6	18	03:29.1	16	40.7	11:01.7
	18.	Gijs - Mats Jespers - Schaeken		KPL	7	07:32.3	17	03:32.9	28	40.5	11:05.2
	23.	Jan - Frederick Vanmechelen -		KPL	8	07:37.1	21	03:33.2	29	40.2	11:10.3
	28.	Bjarne - Robbe Asselberghs - Frans		KPL	9	07:47.3	30	03:29.2	17	39.9	11:16.5
	29.	Christophe - Darco Meeus - Meeus		KPL	10	07:45.2	27	03:31.3	24	39.9	11:16.6
	39.	Rudi - Koen Domen - Domen		KPL	11	07:57.5	41	03:39.2	40	38.7	11:36.8
	40.	Glenn - Patrick Balemans - Van Camp		KPL	12	07:55.2	39	03:41.8	44	38.7	11:37.1
	44.	Jan - Seppe Vroom - Van Damme		KPL	13	08:07.0	50	03:33.9	33	38.5	11:41.0
	45.	Jonas - Viktor Keersmaekers - Liekens		KPL	14	07:57.6	42	03:43.7	49	38.4	11:41.4
	51.	Dries - Roel Van Hoestenbergh - Nys		KPL	15	08:04.0	46	03:47.3	60	37.9	11:51.4
	56.	Emiel - Thomas Jespers - Van Craen		KPL	16	08:14.2	58	03:46.0	55	37.4	12:00.2
	63.	Katleen - Nelis Ielegems - Minnebach		KPL	17	08:20.5	64	03:46.9	58	37.1	12:07.5
	67.	Vic - Maxim Cant - Persyn		KPL	18	08:29.9	72	03:44.4	51	36.7	12:14.4
	75.	Erik - Timmy Dehaen - Kornas		KPL	19	08:30.8	74	03:54.2	80	36.2	12:25.0
	85.	Karine - Brigitte Mariën - Vanderheyden		KPL	20	08:37.1	83	03:56.3	86	35.8	12:33.4
	93.	Rik - Alysson Delanote - Bauwens		KPL	21	08:45.3	93	03:58.0	91	35.3	12:43.4
	108.	Natascha - Sabine Van Ostaeyen - La		KPL	22	10:13.0	108	04:36.5	108	30.3	14:49.6
<b>Jongeren</b>											
1	52.	Jef D'Hulst		J	1 *	08:10.7	54	03:41.9	45	37.8	11:52.7
2	55.	Viktor Tuyteleers		J	2 *	08:11.3	56	03:48.3	63	37.5	11:59.6
3	106.	Nand Asselberghs		J	3 *	09:32.3	105	04:18.9	105	32.4	13:51.3
	107.	Jef Govers		J	4	09:34.8	106	04:26.7	107	32.0	14:01.6
	109.	Loranne Asselberghs		J	5	10:22.4	109	04:53.2	109	29.4	15:15.7
	110.	Cis Veraart		J	6	10:56.2	110	05:07.3	110	28.0	16:03.5
	111.	Lucie Minnebach		J	7	11:27.8	111	05:15.0	111	26.9	16:42.9
<b>Dames</b>											
1	33.	Sara Van de Vel		V	1 *	07:46.5	29	03:38.4	39	39.4	11:24.9
2	54.	Jade Dewachter		V	2 *	08:10.4	53	03:46.5	57	37.6	11:57.0
3	73.	Sam Hendriks		V	3 *	08:27.4	69	03:57.1	87	36.2	12:24.6
	78.	Merel Hermans		V	4	08:33.3	77	03:53.4	76	36.1	12:26.7
1	95.	Lisa Weinert	Bacwalde	V	5	08:46.0	94	04:04.3	99	35.0	12:50.4
	98.	Ilse Vandenhoutte		V	6	08:59.5	100	04:03.8	98	34.4	13:03.3
	105.	An Van de Velde		V	7	09:39.1	107	04:11.6	103	32.4	13:50.8
<b>Heren</b>											
1	1.	Toon Daniels		M18	1 *	06:51.0	2	03:03.3	1	45.4	09:54.3
2	2.	Stefan Van Aelst		M18	2 *	06:49.2	1	03:11.8	3	44.9	10:01.0
3	3.	Viktor Van den Branden		M18	3 *	07:06.4	3	03:08.0	2	43.9	10:14.5
	5.	Maurice Ivens		M18	4	07:08.4	4	03:21.7	7	42.8	10:30.1
	8.	Toon Van Bruggen		M18	5	07:19.1	11	03:20.6	5	42.2	10:39.7
	9.	Simon Deroo		M18	6	07:18.7	9	03:21.8	8	42.1	10:40.5

Plts	Naam	Club	Cat	Pl.Ca	5km	#	2.5km	#	km/u	Tijd
11.	Tom Vermeiren		M18	7	07:25.1	13	03:22.7	9	41.6	10:47.9
12.	Mats De Meyer		M18	8	07:24.5	12	03:24.6	12	41.5	10:49.1
13.	Jef De Feyter		M18	9	07:19.0	10	03:31.1	21	41.5	10:50.2
16.	Philippe Sanders		M18	10	07:30.5	15	03:31.3	23	40.7	11:01.9
17.	Seppe Van Damme		M18	11	07:37.2	22	03:25.0	13	40.7	11:02.2
20.	Sander Peeters		M18	12	07:36.9	20	03:30.1	18	40.4	11:07.0
21.	Brent Michielsens-Stevens		M18	13	07:32.1	16	03:37.3	38	40.3	11:09.4
22.	Jef Van den Branden		M18	14	07:38.4	23	03:31.7	25	40.2	11:10.2
25.	Stefan Simons		M18	15	07:36.7	19	03:35.7	35	40.1	11:12.5
26.	Jan Van Roey		M18	16	07:42.3	25	03:31.9	26	40.0	11:14.2
30.	Vincent Dingenen		M18	17	07:48.5	31	03:31.0	20	39.7	11:19.6
31.	Lars Knops		M18	18	07:48.8	33	03:33.4	30	39.5	11:22.3
 35.	Kasper Domen	Bacwalde	M18	19	07:53.2	36	03:33.7	31	39.3	11:26.9
36.	Wouter Docx		M18	20	07:51.8	35	03:36.2	36	39.2	11:28.1
37.	Siemen Gurny		M18	21	07:50.2	34	03:41.0	42	39.0	11:31.2
38.	Kristof Met		M18	22	07:58.8	44	03:36.5	37	38.8	11:35.3
42.	Daan Hasker		M18	23	07:55.3	40	03:42.9	47	38.6	11:38.3
46.	Hans Van Roey		M18	24	08:06.8	49	03:35.6	34	38.4	11:42.5
48.	Dries Scharpé		M18	25	08:05.3	48	03:42.4	46	38.1	11:47.7
49.	Taro Berkman		M18	26	08:08.1	51	03:41.6	43	38.0	11:49.8
53.	Ruben Royackers		M18	27	08:08.9	52	03:46.4	56	37.7	11:55.4
58.	Pieter Bisschops	Bacwalde	M18	28	08:16.6	62	03:45.1	52	37.4	12:01.7
59.	Wim Vercammen		M18	29	08:14.5	59	03:48.5	64	37.3	12:03.0
60.	Jarne Versonnen		M18	30	08:11.1	55	03:51.9	72	37.3	12:03.0
61.	Daan Vernimmen		M18	31	08:11.6	57	03:52.2	73	37.3	12:03.8
62.	Maarten Kindt		M18	32	08:15.7	61	03:48.5	65	37.2	12:04.3
66.	Wouter Jansen		M18	33	08:23.7	66	03:50.4	68	36.7	12:14.1
68.	Yannick Leclercq		M18	34	08:27.4	68	03:49.9	66	36.6	12:17.4
69.	Emiel Schepkens		M18	35	08:24.2	67	03:55.6	83	36.4	12:19.9
74.	Viktor Liekens		M18	36	08:38.9	85	03:45.8	54	36.2	12:24.7
76.	Timmy Kornas		M18	37	08:34.4	78	03:50.6	69	36.2	12:25.1
77.	Arno Pascual		M18	38	08:39.0	86	03:47.0	59	36.1	12:26.1
79.	Rob Moyson		M18	39	08:36.6	81	03:50.3	67	36.1	12:26.9
80.	Flor Peeters		M18	40	08:33.0	76	03:55.8	85	36.0	12:28.8
81.	Lawrence Vercammen		M18	41	08:35.6	80	03:53.8	78	36.0	12:29.5
86.	Frederik Van brabant		M18	42	08:35.3	79	03:58.9	92	35.7	12:34.2
87.	Jonas Keersmaekers	Bacwalde	M18	43	08:36.7	82	03:59.2	93	35.7	12:36.0
90.	Hans Verheyen		M18	44	08:39.2	87	04:00.0	95	35.5	12:39.2
91.	Yannick Quintelier		M18	45	08:44.4	91	03:55.1	82	35.5	12:39.5
94.	Emiel Van Linden		M18	46	08:46.9	95	03:57.2	88	35.3	12:44.2
97.	Renzo Devos		M18	47	08:55.1	97	03:59.3	94	34.8	12:54.4
99.	Seppe Lauwers		M18	48	08:55.3	98	04:08.7	102	34.4	13:04.0

## Masters

 19.	Kurt Verhaegen		M45	1 *	07:42.5	26	03:23.8	10	40.5	11:06.4
 24.	Jeroen Taeymans		M45	2 *	07:38.6	24	03:32.3	27	40.2	11:11.0
 27.	Tom Leflot		M45	3 *	07:45.2	28	03:31.0	19	39.9	11:16.3
32.	Michiel De schryver		M45	4	07:48.5	32	03:33.7	32	39.5	11:22.3
34.	David Blommaert		M45	5	07:54.2	37	03:31.2	22	39.3	11:25.4
41.	Gert De Beckker		M45	6	07:57.8	43	03:40.4	41	38.6	11:38.3

Plts	Naam	Club	Cat	Pl.Ca	5km #	2.5km #	km/u	Tijd
2	43. Bart Van Dijck	Bacwalde	M45	7	07:54.5 38	03:44.1 50	38.6	11:38.6
3	47. Mark Van Gorp	Bacwalde	M45	8	08:04.5 47	03:43.1 48	38.1	11:47.7
	50. Raf Van Brusselen		M45	9	08:02.5 45	03:47.9 61	38.0	11:50.5
	57. Ian O Conner		M45	10	08:15.6 60	03:45.2 53	37.4	12:00.8
	64. Kris Somers		M45	11	08:16.8 63	03:52.9 75	36.9	12:09.7
	65. Rymen Wouter		M45	12	08:23.1 65	03:48.0 62	36.9	12:11.2
	70. Dries Tuyteleers		M45	13	08:30.3 73	03:50.9 70	36.4	12:21.2
	71. Erik Avonts	Bacwalde	M45	14	08:27.8 71	03:54.0 79	36.3	12:21.9
	72. Koen Renier		M45	15	08:27.8 70	03:54.4 81	36.3	12:22.2
	82. Bart Van Leemput		M45	16	08:37.5 84	03:52.2 74	36.0	12:29.8
	83. Wouter Keersmaekers	Bacwalde	M45	17	08:32.3 75	03:57.5 89	36.0	12:29.8
	84. Geert Wijnants		M45	18	08:41.2 89	03:51.3 71	35.8	12:32.5
	88. Erik Van Der Velden	Bacwalde	M45	19	08:41.2 88	03:55.8 84	35.6	12:37.0
	89. Kim Lemmens	Bacwalde	M45	20	08:44.2 90	03:53.5 77	35.6	12:37.7
	92. Dirk Galland		M45	21	08:44.5 92	03:58.0 90	35.4	12:42.5
	96. Koen Moyson		M45	22	08:52.1 96	04:01.1 96	34.9	12:53.2
	100. Stefan Vanstraelen	Bacwalde	M45	23	08:58.7 99	04:07.5 101	34.3	13:06.3
	101. Jurgen Collier		M45	24	09:01.2 101	04:07.0 100	34.2	13:08.3
	102. Vic Kints	Bacwalde	M45	25	09:08.1 102	04:03.3 97	34.1	13:11.5
	103. Robby Van Wert		M45	26	09:11.4 103	04:16.4 104	33.4	13:27.8
	104. Gunter Vervoort		M45	27	09:14.1 104	04:21.1 106	33.1	13:35.3

Aantal deelnemers: 111